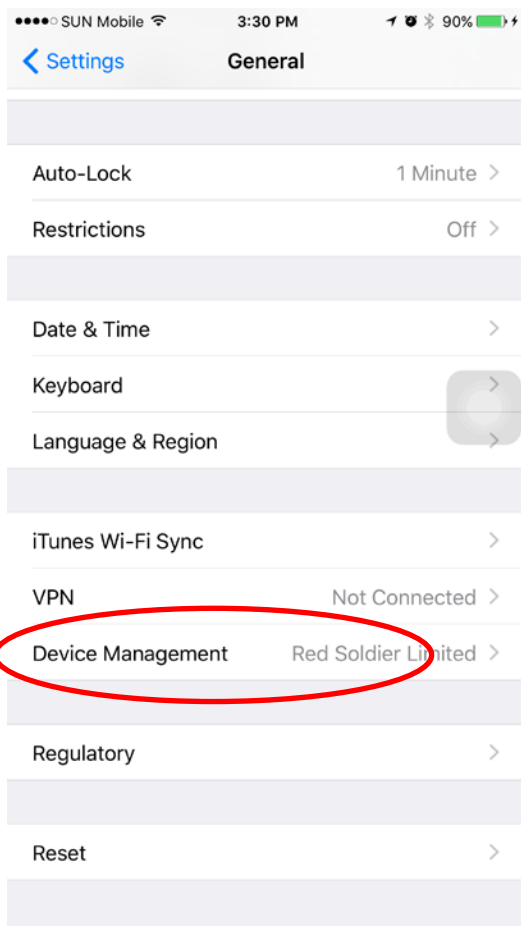
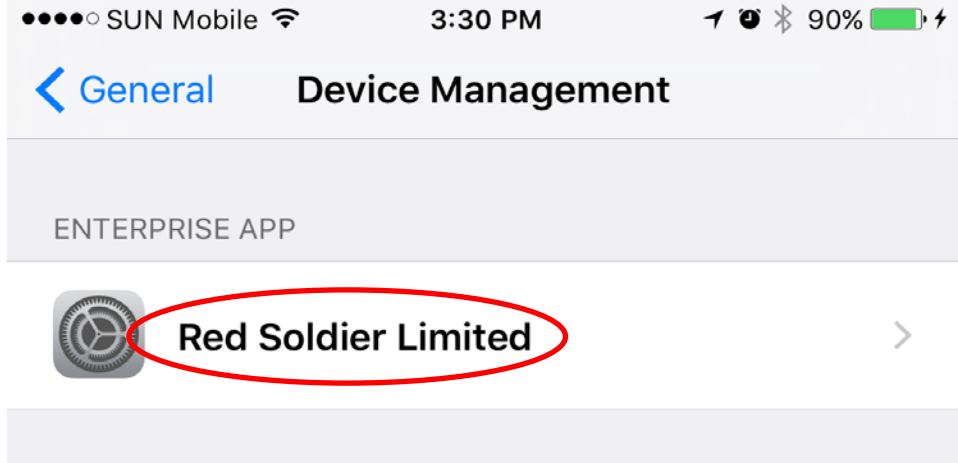


## Trust MCS App ( for iPhone iOS 9.2 or above users)

### 信任 MCS App (適用於 iPhone 的 iOS 9.2 或以上的用戶)

After you have installed the MCS App on your iPhone, please trust the MCS App on your iPhone by the following steps:

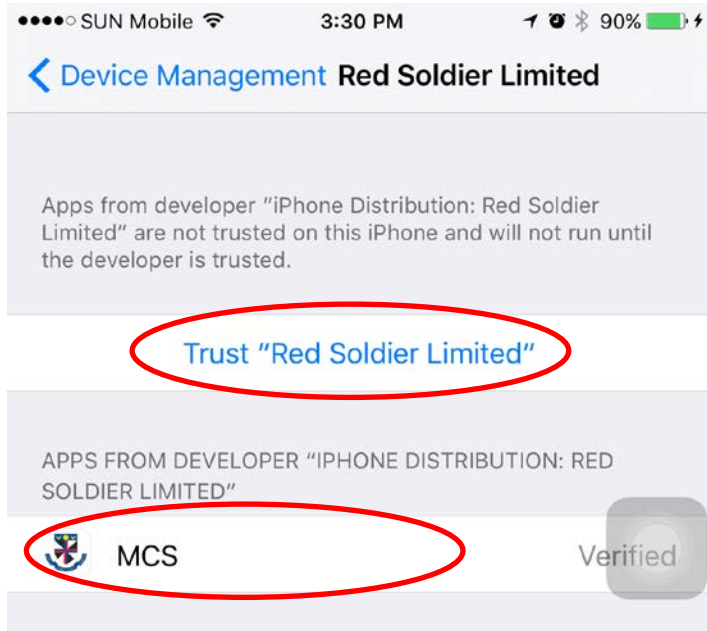
當您在 iPhone 安裝了 MCSApp，請通過以下步驟信任 MCS App：

Steps 步驟	Screenshot 截圖
<p>1. Launch Settings from your Home Screen. 先從主屏幕進入 &lt;設定&gt;</p> <p>2. Tap on General. 輕觸 &lt;一般&gt;</p> <p>3. Tap on Device Management. 輕觸 &lt;裝置管理&gt;</p>	 <p>The screenshot shows the 'General' settings page on an iPhone. The 'Device Management' option is circled in red. The status bar at the top shows 'SUN Mobile', '3:30 PM', and '90%' battery.</p>
<p>4. Tap the name of the distributor under the Enterprise App section. (i.e. "Red Soldier Limited" ). You should see this after installing the MCS app.</p> <p>進入企業級 App 的頁面，輕觸 &lt; Red Soldier Limited &gt;. (必須已經完成安裝 MCS App)</p>	 <p>The screenshot shows the 'Device Management' page under 'General' settings. The 'Red Soldier Limited' distributor name is circled in red. The status bar at the top shows 'SUN Mobile', '3:30 PM', and '90%' battery.</p>

5. Tap to trust. 按下<信任>

6. Tap to confirm. 點擊<確認>

>



7. Then the MCS app is ready for you!

即可使用 MCS App!

