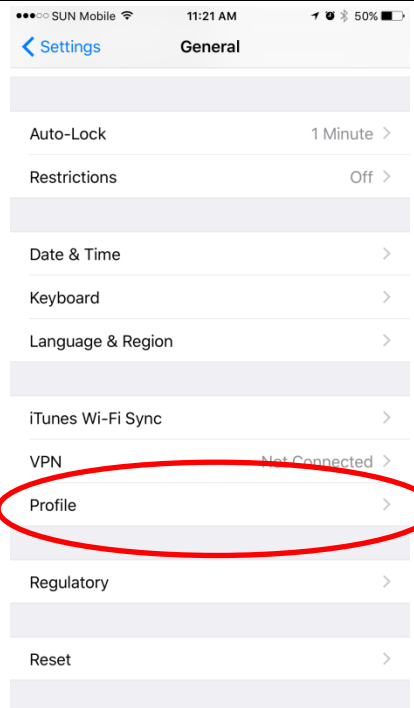
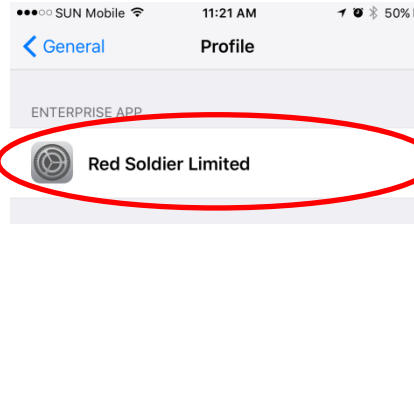
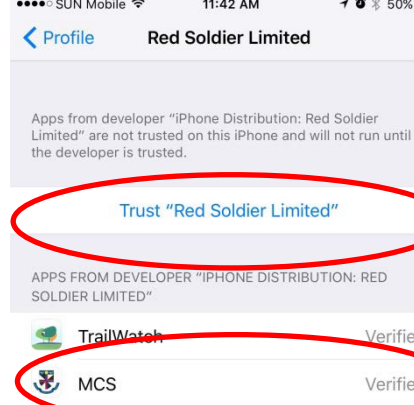


Trust MCS App (for iPhone iOS 9 or 9.1 users)

信任 MCS App (適用於 iPhone 的 iOS 9 或 9.1 的用戶)

After you have installed the MCS App on your iPhone, please trust the MCS App on your iPhone by the following steps:

當您在 iPhone 安裝了 MCSApp，請通過以下步驟信任 MCS App：

Steps 步驟	Screenshot 截圖
<p>1. Launch Settings from your Home Screen. 先從主屏幕進入 <設定></p> <p>2. Tap on General. 輕觸 <一般></p> <p>3. Tap on Profiles. 輕觸 <描述檔></p>	 <p>The screenshot shows the 'General' settings page on an iPhone. The 'Profile' option is highlighted with a red circle. Other options visible include Auto-Lock, Restrictions, Date & Time, Keyboard, Language & Region, iTunes Wi-Fi Sync, VPN (Not Connected), Regulatory, and Reset.</p>
<p>4. Tap the name of the distributor under the Enterprise App section. (i.e. "Red Soldier Limited"). You should see this after installing the MCS app.</p> <p>進入企業級 App 的頁面，輕觸 < Red Soldier Limited >. (必須已經完成安裝 MCS App)</p>	 <p>The screenshot shows the 'Profile' settings page. Under the 'ENTERPRISE APP' section, the distributor 'Red Soldier Limited' is circled in red.</p>
<p>5. Tap to trust. 按下<信任></p> <p>6. Tap to confirm. 點擊<確認></p> <p>7. Then the MCS app is ready for you! 即可使用 MCS App!</p>	 <p>The screenshot shows the 'Red Soldier Limited' profile page. A message states: 'Apps from developer "iPhone Distribution: Red Soldier Limited" are not trusted on this iPhone and will not run until the developer is trusted.' Below this, the 'Trust "Red Soldier Limited"' button is circled in red. At the bottom, the 'MCS' app is listed as 'Verified' and is also circled in red.</p>